


When failure is not an option.



Product Review

2mm Connector

Interchangeable with cPCI COTS Systems



*Immune to Shock and
Vibration Fretting*

*Hypertac® Contacts
Provide High Reliability*

*High-temp LCP
Insulator Meets
NASA Outgassing
Requirements*

*Standard 2mm
Footprint*

*Reverse Gender to
Commercial 2mm
Products*

*Keying Feature
Guarantees
Proper Mating*

2mm Connector System Providing Immunity to Shock and Vibration Fretting

Hypertronics' 2mm connector system is based on the legendary Hypertac contact, which provides immunity to shock and vibration fretting. Tested to military standards, the Hypertronics 2mm connector delivers high performance in a ruggedized CompactPCI format for mission critical applications such as military land systems, shipboard, and aerospace.

Configured on a 2mm center-line with six rows, the Hypertronics 2mm connector uses 0.4mm Hypertac contacts that feature less than eight milliohms of contact resistance and a current rating of 1.0A. Optimized contact lead traces provide superior performance in high-speed

signal applications, and the connectors are compatible with standard reflow soldering processes.

The 2mm connector is available in both keyed and unkeyed configurations. Modular in design, the connector is variable in length and can be changed in increments of five contacts. Other benefits include: standard 2mm footprint; keying to ensure correct mating; and a high temperature LCP insulator that meets NASA outgassing requirements.

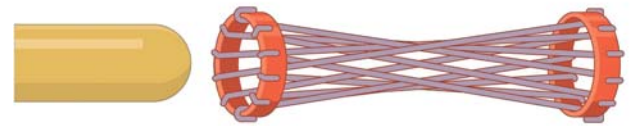
The connectors are interchangeable with the board layout on COTS systems and are reverse gender to commercial 2mm products. Adapters are available to mate with COTS 2mm connectors.

2mm Connectors

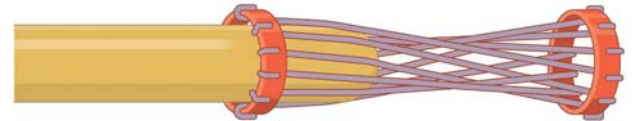
Hypertac Contact System

Features

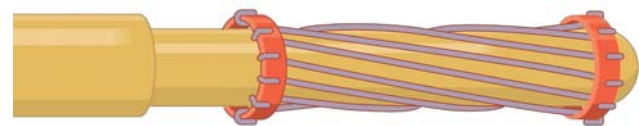
- The 2mm connector is variable in length and can be changed in increments of five contacts (one wafer) due to the modular wafer length
- Connectors are reverse gender to commercial 2mm products. Hypertronics' 2mm connectors use pin contacts on the daughter card and Hypertac technology on the backplane. Adapters are available to mate with other COTS 2mm connectors
- 2mm center line, six row
- Receptacle half uses 0.4mm Hypertac contacts
- Single shielding



Wire sleeve before insertion of pin



Pin partially inserted into sleeve



Pin completely inserted into sleeve

General Specifications								
3U / 6U form factor	P1 / P4	P2 / P5	P3		J1 / J4	J2 / J5	J3	
Part number reference	K2A110FMD	K2B110FMD	K2B95FMD	K2B125FMD	K2A110FFD	K2B110FFD	K2B95FFD	K2B125FFD
Design criteria	IEC 1076-4 101							
Contact gender	Male Pin				Hypertac 0.4 mm socket			
Contact termination	Solder tail tin lead (60-40) per Mil-P-81728							
Contact spacing	2 mm							
Number of contacts	110 signal 22 ground		95 signal 19 ground		125 signal 25 ground		110 signal 22 ground (top shield)	
							95 signal 19 ground (top shield)	
							125 signal 25 ground (top shield)	
Contact current rating	1 AMP							
Temperature range	minus -55C to plus + 125C							
Insulator material	30% Glass Filled LCP (meets NASA outgassing specification)							
Flammability rating	94 V-0							
Insulation resistance	>5000 megohm							
Contact material	BeCu pin contacts				BeCu Hypertac socket wires / brass body			
Mating contact plating	50 micro inch gold / 50 micro inch nickel							
Suggested PCB hole diameter	0.7 mm after plating				0.6 mm after plating			



Hypertronics Corporation
 16 Brent Drive
 Hudson, MA 01749-2978
 Toll Free: 1-800-225-9228
 Phone: +1 978-568-0451
 Fax: +1 978-568-0680
www.hypertronics.com



Configure and download 3D connector models or 2D drawings on this product. Please visit www.hypertronics.com for more details

smiths
 bringing technology to life

Copyright© 2007 Hypertronics Corporation - All rights reserved.
 Hypertac is a registered trademark of Smiths and/or its subsidiaries and affiliates. HYPERTRONICS and the H logo are trademarks of Hypertronics Corporation. All other names and marks are property of their respective owners.
 HYP-006-0707